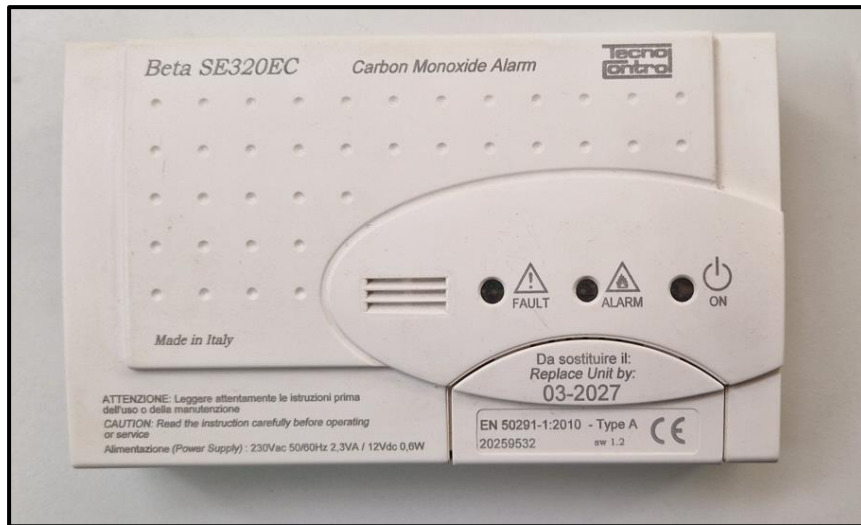


How to disconnect the carbon monoxide detector from the Pulsatoire boiler.

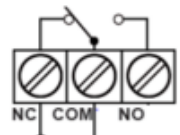

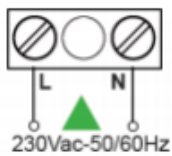
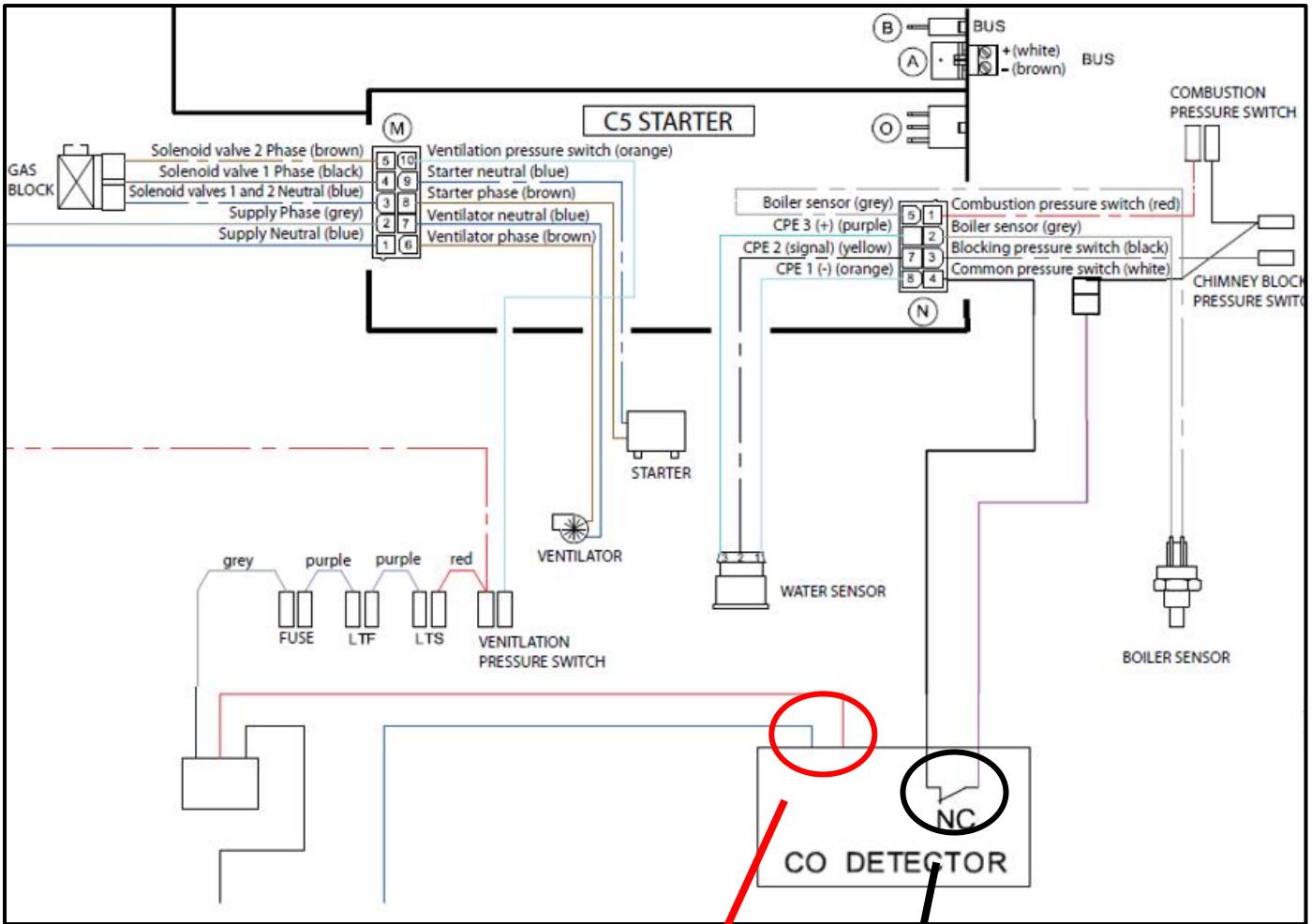


The carbon monoxide detector has been fitted to Pulsatoire boilers since July 2021 due to new regulations applicable in France. (Order of February 23, 2018 and EVAPDC Guide 2022). This is therefore not an obligation for boilers installed outside France.

Please note, it is **FORBIDDEN** to disconnect the carbon monoxide detector on installations affected by this regulation. **That is to say for boilers located in the private part of individual residential buildings in France.**

The CO detector is mounted on the rear box of the boiler and is electrically powered by the boiler terminal block.





The power supply is directly connected to the terminal block of the boiler.

You need to disconnect the PHASE and NEUTRAL wiring on the terminal block of the boiler.

The dry contact is connected in series with the chimney pressure switch.

You need to keep this contact closed to avoid the error code that prevent the start of the boiler. (For example, with a WAGO connector)

