

Auer
becomes

 **intuis**

MORE COMFORT, LESS ENERGY.



OUR HRC⁷⁰
HEAT PUMPS

 **R290**

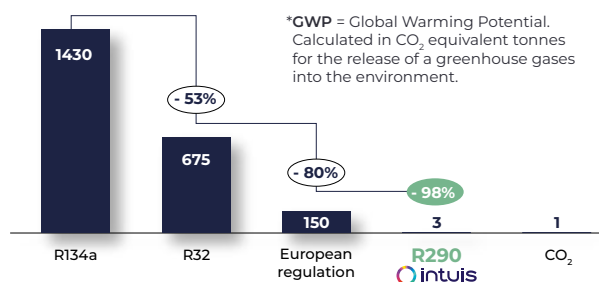
OUR HRC⁷⁰ HEAT PUMPS AND CONTROL UNITS

Since being launched in 2009, the HRC⁷⁰ range has pioneered the use of propane (R290), a gas with a drastically reduced greenhouse effect.

With proven technology, this is a reliable, robust solution for all high-temperature sites requiring power.

It is equipped with 2 high-efficiency compressors for power modulation.

Environmental impact of refrigerant gases (GWP*)



Technology
Maximum water outlet temperature (excluding back-up)
Refrigerant
Maximum heat pump capacity

Type of back-up/Power		
Configuration	Heating	1 circuit
		2 circuits
	DHW	Integrated
		Remote ⁽¹⁾
Energy class up to (From A+++ to D)		35 °C/55 °C
Seasonal performance coefficient up to		35 °C/55 °C
Seasonal energy efficiency/ ETAS (η _s) up to		35 °C/55 °C
Description Application	New	Individual
		Community
	Renovation	Individual
		Community
Heaters		Underfloor/Ceiling ⁽⁶⁾
		Radiators

HRC⁷⁰ Range



PREMIUM+ control unit

Z1 MONOPAC control unit

Z1 CASCADE control unit

Individual unit with stepped power

70 °C

R290

Single-phase: 17 kW
Three-phase: 17/20/25 kW

Single-phase: 17kW
Three-phase: 17/20/25/32/40kW

Three-phase: 40/50/64/75/96 kW

Electric 6kW stepped
single-phase/three-phase or boiler (not
included)

Electric 6 kW stepped single-phase/three-
phase (optional)
and/or boiler not included

Electric 6 kW stepped single-phase/three-
phase (optional)
and/or boiler not included

✓

✓

✓

Can be integrated

Optional

Optional⁽¹⁾

-

-

-

✓

✓

✓

A⁺⁺ / A⁺⁺ ⁽⁴⁾

A⁺⁺ / A⁺⁺ ⁽²⁾ (3) ⁽⁴⁾ (5)

A⁺⁺ / A⁺⁺ ⁽⁴⁾

4.18⁽⁴⁾ / 3.3⁽⁴⁾

3.9⁽⁵⁾ / 3.25⁽⁵⁾

4.18⁽⁴⁾ / 3.3⁽⁴⁾

164% / 129%⁽⁴⁾

153% / 127%⁽⁵⁾

164% / 129%⁽⁴⁾

✓

✓

✓

-

✓

✓

✓

✓

✓

-

✓

✓

✓

✓

✓

✓

✓

✓

(1) See catalogue (2) With HRC⁷⁰ 17 single-phase (3) With HRC⁷⁰ 17 three-phase (4) With HRC⁷⁰ 20 three-phase (5) With HRC⁷⁰ 40 V three-phase (6) With recommended accessories.

ABOUT OUR HRC⁷⁰ HEAT PUMPS

High-temperature 70 °C,
single-unit air/water
heat pumps, adaptable
to up to 3 power levels.



Advantages for business customers



Design

- The single-unit design makes installation easy.
- Single-phase and three-phase heat pumps, depending on the model.
- All components are quickly accessible.



Performance

- High Compression Ratio for 2 or 3 power levels⁽¹⁾.
- An innovative combination of 2 high-performance compressors to always match supply to demand.
- Vast power range from 17 to 40 kW and cascade installation up to 96 kW.
- High temperatures up to 70 °C thanks to R290 refrigerant, providing heating in all configurations and anti-legionella cycles without back-up for DHW production.



Comfort & reliability

- Solid construction with anti-rust and UV-protected steel panel structure, fully stainless steel heat exchanger, anti-corrosion-treated evaporator.



Savings

- Operates with or without back-up (gas, electricity, etc.) depending on the system configuration.

Benefits for your customers



Design

- Designed, developed, and manufactured in France; French expertise and factories located within France.
- Our heat pumps meet all heating and domestic hot water needs.



Use

- HRC⁷⁰ heat pumps are suitable for individual and community housing, the service sector, and industrial use.
- They adapt to all emitters, can be installed to replace an old boiler, and do not require the replacement of existing high-temperature radiators.



Performance

- Our heat pumps run on thermodynamic power down to a -20 °C outside air temperature.



Comfort & reliability

- Heat pumps are fitted on vibration pads, and the compressor compartment is soundproofed to avoid noise pollution.
- Remotely controllable solution with the Tydom app for personalised room management.



Environment

- The R290 used in our heat pumps is a non-fluorinated gas low environmental impact (GWP=3).



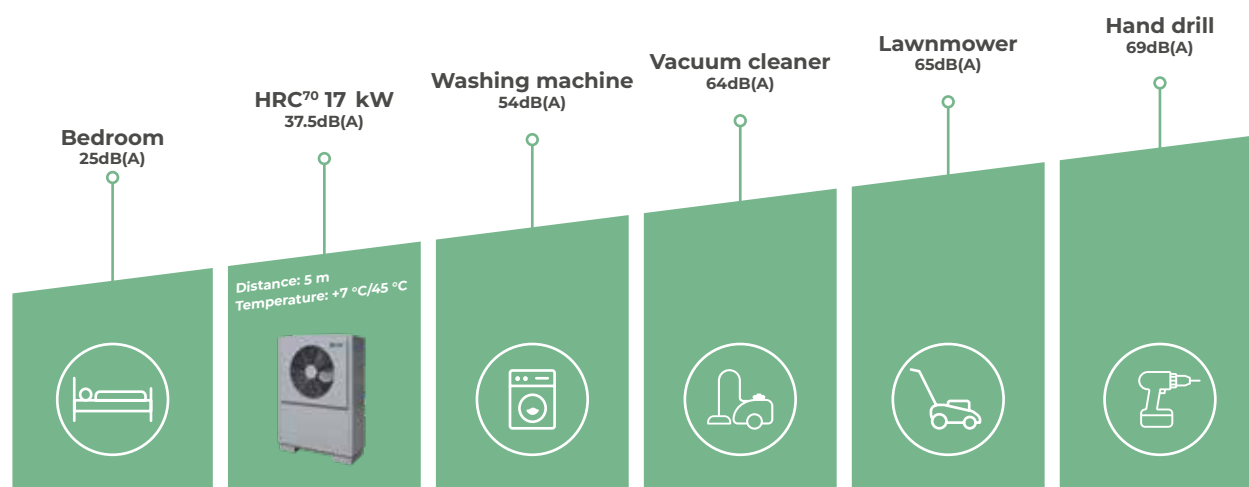

Savings

- The high COP means more energy savings.

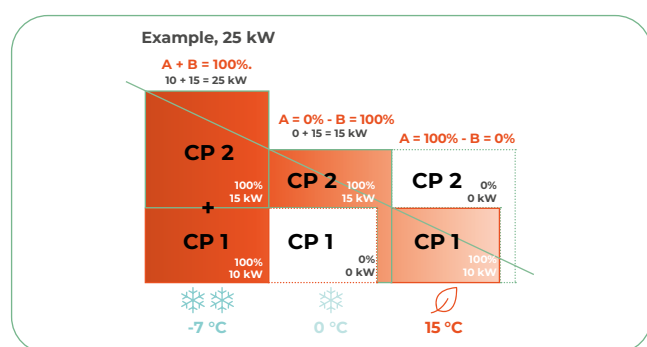
(1) Two power levels for 20 kW models.

Noise output of 17 kW for the outdoor unit

The diagrams opposite show the sound pressure at 5 m +7 °C/45 °C
Measurements (directivity 4).



Operation of the heat pump compressors depending on external conditions



Mid-season, the HRC⁷⁰ adjusts its power and temperature to the optimum level.

In the middle of winter, the HRC⁷⁰ delivers full power at a high temperature to ensure comfort.

in extreme cold weather

at the onset of cold weather

mid-season



CP 1 + CP 2 = 25 kW
The 2 compressors operate at maximum heating power



CP 2 = 15 kW
The large compressor takes over to increase heating power



CP 1 = 10 kW
Only the small compressor is running







HRC⁷⁰ diagram

- 1 Large-diameter, low-speed fan with aerodynamic blades and ultra low energy consumption motor
- 2 Easy-access electrical connection box; reliable and simple to use
- 3 Four adjustable shock-absorbing feet
- 4 2 scroll compressors

UNDERSTANDING THE DIFFERENT CONTROL UNITS

HRC⁷⁰ control unit and heat pump compatibility

			HRC ⁷⁰ 17 kW / 20 kW / 25 kW	HRC ⁷⁰ 32 kW and 40 kW	HRC ⁷⁰ 40 kW / 50 kW / 64 kW / 75 kW / 96 kW
Control units					
Features					
Excluding the Thorix hydraulic module, which allows more circuits to be covered					
Advantages					
Hydraulic connection kit included					
	Standard equipment: 1-circuit heating and boiler connection Optional kit: 1-circuit or 2-circuit heating and remote DHW.	Intended use: Home renovation projects Connection to existing boiler for back-up. Stepped 6kW back-up, compliant with norms. Optional kit for 2 nd circuit.	✓ 17 kW single-phase Etas*: A++/A++ / 150%/125% 17kW three-phase Etas*: A++/A++ / 150%/125% 20 kW three-phase Etas*: A++/A++ / 164%/129% 25 kW three-phase Etas*: A++/A+ / 150%/116%	X	X
	Standard equipment: One heating or DHW circuit and up to 3 additional circuits at the same temperature or 1 circuit at a different temperature (depending on system configuration).	Multi-functional management: heating circuits, DHW pre-heaters, and boiler back-up.	✓ 17kW single-phase Etas*: A++/A++ / 150%/125% 17kW three-phase Etas*: A++/A++ / 150%/125% 20kW three-phase Etas*: A++/A++ / 164%/129% 25kW three-phase Etas*: A++/A+ / 150%/116%	✓ 32 kW Etas*: A++/A+ / 152%/121% 40 kW Etas*: A++/A++ / 153%/127%	X
	Covers: Up to 4 circuits at the same temperature or 2 circuits at different temperatures.	Multi-functional management: heating circuits, DHW pre-heaters, and boiler back-up.	X	X	✓ 40 kW Etas*: A++/A++ / 164%/129% 50 kW and 75 kW Etas*: A++/A+ / 150%/116% 64 kW and 96 kW Etas*: A++/A+ / 152%/121%

* Etas calculated at 35 °C/55 °C.

REMINDER OF THE STEPS TO FOLLOW DURING WORKS



2 - Proceed with installation

Don't forget that the quality of the hydraulic system is paramount. Desludging and treatment are effective solutions that protect the system and improve its performance.

Other basic rules need to be followed, such as the correct positioning of filters, inclusion of a sludge trap, a tapping point, a correctly sized expansion tank, air valves at high points, etc. Bleeding the circuit is a key stage in installation, but long-term maintenance is essential.



3 - Start up

Once the installation has been completed, it is essential to return the warranty certificates for the equipment installed. This enables you to activate the guarantee on the date of installation.



Watch a video showing an example of a renovation project.

HRC⁷⁰ PREMIUM+

Ideal for renovations with many hydraulic connection options.



*For space heating at 35°C. More information on pages 18-19.



Advantages for business customers



Design

- The kit includes the heat pump, control unit, hydraulic link with filters, and 2 hoses (1.50 m).
- Hybridisation with boiler possible.



Performance

- COP up to 4.79⁽¹⁾.
- Wide power range from 17 to 25 kW.
- High temperatures up to 70 °C thanks to R290 refrigerant, providing heating in all configurations and anti-legionella cycles.



Comfort & reliability

- Solid construction with anti-corrosion and UV-protected steel panel structure, fully stainless steel heat exchanger, anti-corrosion-treated evaporator.
- Integrated stepped single- or three-phase 6kW electric back-up (2, 4, and 6kW).



Savings

- Operates with or without back-up (gas, electricity, etc.) depending on the system configuration.

Benefits for your customers



Design

- Designed, developed, and manufactured in France; French expertise and factories located within France.
- The Premium+ control unit covers all heating and remote DHW requirements



Usage

- The ideal solution for large homes, old houses, renovation projects, as well as commercial and industrial uses.
- Can be used to replace or accompany an old boiler and does not require the replacement of existing high-temperature radiators.



Performance

- Our heat pumps run on thermodynamic power down to a -20 °C outside air temperature.



Comfort & reliability

- Remotely controllable solution with the Tydom app for personalised room management.
- Its meticulous design ensures very low noise emission (see diagram p.5).
- Independent circuits allow for an extended service life.



Environment

- The R290 used in our heat pumps is a non-fluorinated gas low environmental impact (GWP=3).

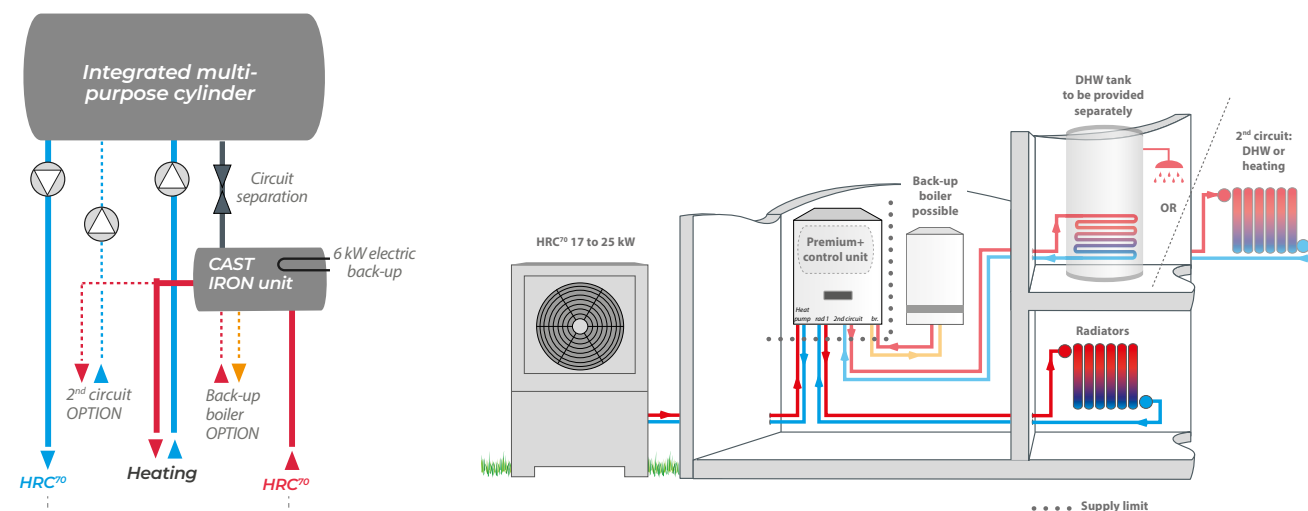


Savings

- The high COP means more energy savings.

(1) Depending on the model

Schematic diagram ⁽¹⁾: HRC⁷⁰ - premium+



(1) Refer to instructions for connection layout.



Diagram of PREMIUM+ control unit

- 1 Heating circulator
- 2 38 L insulated multi-function tank
- 3 Safety valve
- 4 Pressure sensor
- 5 Cast iron hydraulic distribution unit
- 6 Air release valve
- 7 Heat pump circulator
- 8 Stepped 6 kW electric back-up

HRC⁷⁰ - Domestic installations from 17 to 25 kW

Product name	Item	Heating capacity Maximum at -7 °C/65 °C	Energy class & ETAS 35 °C/55 °C
HRC⁷⁰/PREMIUM			
HRC ⁷⁰ 17 kW/3 single-phase Premium+*	151431	12 kW	A ⁺⁺ /A ⁺⁺ 150%/125%
HRC ⁷⁰ 17 kW/3 three-phase Premium+*	151436	12 kW	A ⁺⁺ /A ⁺⁺ 150%/125%
HRC ⁷⁰ 20 kW/3 three-phase Premium+*	151446	14,5 kW	A ⁺⁺ /A ⁺⁺ 164%/129%
HRC ⁷⁰ 25 kW/3 three-phase Premium+*	151451	17,5 kW	A ⁺⁺ /A ⁺ 150%/116%

* The control unit is equipped for hydraulic connection to a boiler. The unit ensures the thermostatic control of the boiler by means of a wired connection (not included).

NB: sets come with an exterior sensor as standard. This allows an extra 1.5% on the ETAS value.

HRC⁷⁰ ZI MONOPAC

Multi-function, multi-hydraulic connection: one unit for all uses requiring intermediate power.



*For space heating at 35°C. More information on pages 18-19.



Advantages for business customers



Design

- A wide range of hydraulic connection options to manage several circuits (heating, DHW tank, and boiler back-up). Pre-wiring is integrated and electrical connection is straightforward.
- Hybridisation with boiler possible.



Performance

- Performance rating up to 4.79⁽¹⁾.
- Power range from 17 to 40kW.
- High temperatures up to 70 °C thanks to R290 refrigerant, providing heating in all configurations and anti-legionella cycles.



Comfort & reliability

- Solid construction with anti-rust and UV-protected steel panel structure, fully stainless steel heat exchanger, anti-corrosion-treated evaporator.
- The 6kW stepped (2, 4, 6 kW) single or three-phase electric booster is available as an option.
- Hydraulic separation of the heat pump and heating circuits.
- 78 L multi-functional decoupling tank for a wide range of installation configurations.



Savings

- Operates with or without back-up (gas, electricity, etc.) depending on the system configuration.

Benefits for your customers



Design

- Designed, developed, and manufactured in France; French expertise and factories located within France.
- A solution for all remote heating and hot water requirements.



Usage

- Ideal for new-build projects with low-temperature heating (underfloor or ceiling, low-temperature radiators) or high-temperature radiators for renovations.
- Can be used to replace or accompany an old boiler and does not require the replacement of existing high-temperature radiators.



Performance

- Our heat pumps run on thermodynamic power down to a -20 °C outside air temperature.



Comfort & reliability

- Remotely controllable solution with the Tydom app for personalised room management.
- Its meticulous design ensures very low noise emission (see diagram p.5).
- Independent circuits allow for an extended service life.



Environment

- The R290 used in our heat pumps is a non-fluorinated gas low environmental impact (GWP=3).

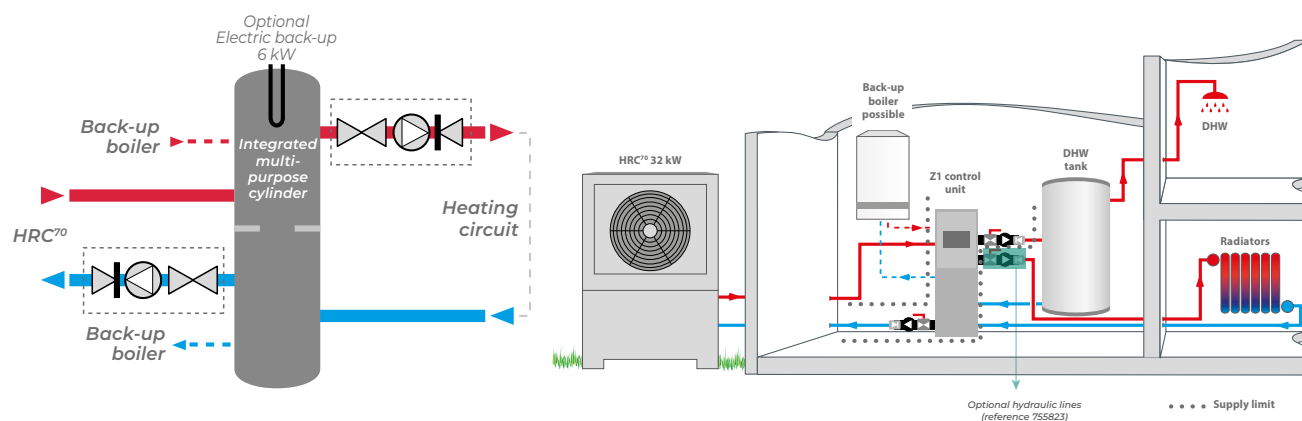


Savings

- The high performance coefficient allows a reduction in meter subscription costs.

(1) Depending on the model

Schematic diagram ⁽¹⁾: HRC⁷⁰ Z1 control unit



Supplied as standard, unassembled

(1) Refer to instructions for connection layout.




Diagram of a Z1 control unit

- 1 Check valve
- 2 Heat pump circulator
- 3 Isolation valve
- 4 Pressure sensor
- 5 Automatic air release valve
- 6 Safety valve
- 7 Check valve
- 8 Distribution circulator
- 9 Connecting terminal block
- 10 Circuit management board
- 11 78 L multi-purpose cylinder

HRC⁷⁰ - domestic installations from 17 to 40 kW

Product name	Item	Heating capacity Maximum at -7 °C/65 °C	Energy class & ETAS 35 °C/55 °C
HRC⁷⁰/Z1 Control unit			
HRC ⁷⁰ 17kW single-phase Z1	151433	12kW	A** / A** 150% / 125%
HRC ⁷⁰ 17kW three-phase Z1	151439	12kW	A** / A** 150% / 125%
HRC ⁷⁰ 20kW three-phase Z1	151449	14.5kW	A** / A** 164% / 129%
HRC ⁷⁰ 25kW three-phase Z1	151459	17.5kW	A** / A* 150% / 116%
HRC ⁷⁰ 32 kW three-phase Z1	151461	20.5kW	A** / A* 152% / 121%
HRC ⁷⁰ 40kW three-phase Z1	151471	27.5kW	A** / A** 153% / 127%

NB: Sets come with an exterior sensor as standard. This allows an extra 1.5% on the ETAS value.

HRC⁷⁰ Z1 CASCADE

Multi-function, multi-hydraulic connection: one unit for all uses requiring intermediate power.



*For space heating at 35°C. More information on pages 18-19.



Advantages for business customers



Design

- A wide range of hydraulic connection options to manage several circuits (heating, DHW tank, and boiler back-up). Pre-wiring is integrated and electrical connection is straightforward.
- Hybrid solution with boiler.



Performance

- Performance rating up to 4.6⁽¹⁾.
- Power range from 40 to 96 kW (2x20 kW, 2x25 kW, 2x32 kW, 3x25 kW, 3x32 kW).
- High temperatures up to 70 °C thanks to R290 refrigerant, providing heating in all configurations and anti-legionella cycles.



Comfort & reliability

- Solid construction with anti-rust and UV-protected steel panel structure, fully stainless steel heat exchanger, anti-corrosion-treated evaporator.
- The 6kW stepped (2, 4, 6 kW) single or three-phase electric booster is available as an option.
- Hydraulic separation of the heat pump and heating circuits.
- 78 L multi-functional decoupling tank for a wide range of installation configurations.



Savings

- Operates with or without back-up (gas, electricity, etc.) depending on the system configuration.

Benefits for your customers



Design

- Designed, developed, and manufactured in France; French expertise and factories located within France.
- A solution for all heating and domestic hot water needs.



Usage

- Ideal for new-build projects with low-temperature heating (underfloor or ceiling, low-temperature radiators) or high-temperature radiators for renovations.
- Can be used to replace or accompany an old boiler and does not require the replacement of existing high-temperature radiators.



Performance

- Our heat pumps run on thermodynamic power down to a -20 °C outside air temperature.



Comfort & reliability

- Remotely controllable solution with the Tydom app for personalised room management.
- Its meticulous design ensures very low noise emission (see diagram p.5).
- Independent circuits allow for an extended service life.



Environment

- The R290 used in our heat pumps is a non-fluorinated gas low environmental impact (GWP=3).



Savings

- The high performance coefficient allows a reduction in meter subscription costs.

Schematic diagram CASCADE ⁽¹⁾: HRC⁷⁰ Z1 control unit


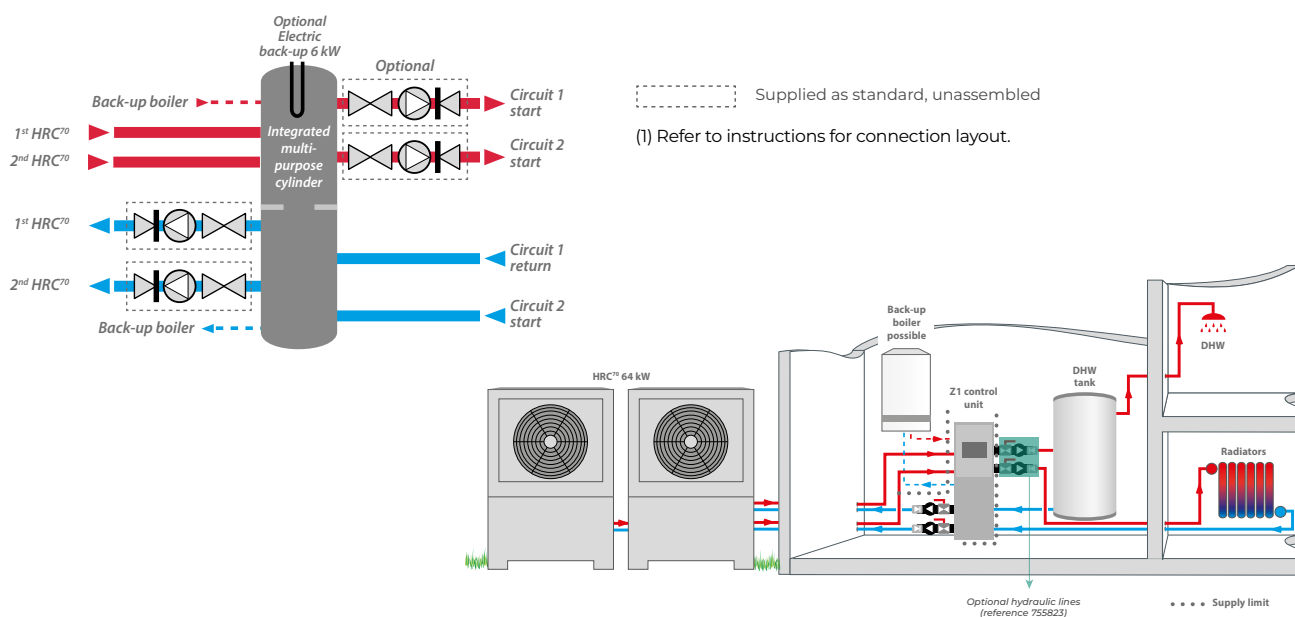


Diagram of the Z1 Cascade control unit

- 1 Check valve
- 2 Heat pump circulator
- 3 Isolation valve
- 4 Pressure sensor
- 5 Connecting terminal block
- 6 Circuit management board
- 7 78 L multi-purpose cylinder

HRC⁷⁰ cascade installation from 40 to 96 kW

Product name	Item	Heating capacity Maximum at -7 °C/65 °C	Energy class & ETAS 35 °C/55 °C
HRC⁷⁰ 40 to 96 kW - Z1 CONTROL UNIT			
HRC ⁷⁰ 40 kW three-phase Z1 Cascade	151448	29 kW	A ⁺⁺ /A ⁺⁺ 164%/129%
HRC ⁷⁰ 50 kW three-phase Z1 Cascade	151453	35 kW	A ⁺⁺ /A ⁺ 150%/116%
HRC ⁷⁰ 64 kW three-phase Z1 Cascade	151462	41 kW	A ⁺⁺ /A ⁺ 152%/121%
HRC ⁷⁰ 75 kW three-phase Z1 Cascade	151456	52.5 kW	A ⁺⁺ /A ⁺ 150%/116%
HRC ⁷⁰ 96 kW three-phase Z1 Cascade	151463	61.5 kW	A ⁺⁺ /A ⁺ 152%/121%

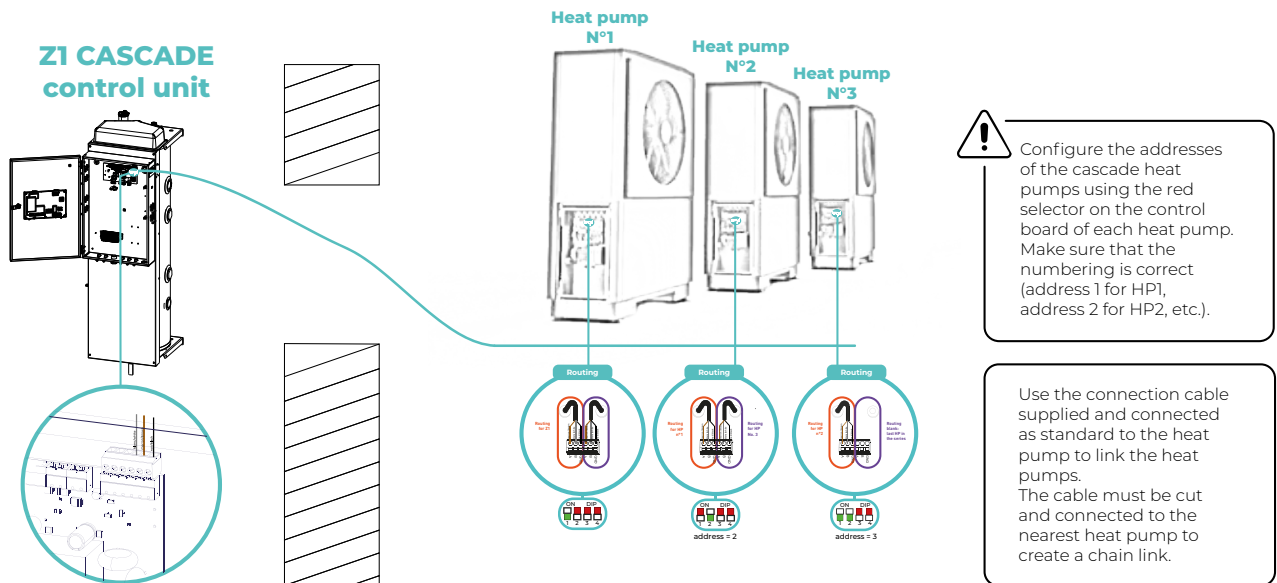
NB: sets come with an exterior sensor as standard. This allows an extra 1.5% on the ETAS value.

BEST PRACTICES FOR A CASCADE SETUP

What are the factors to consider when installing a quality cascade system?

1. Configure the equipment

For the control unit to communicate with the heat pumps, it needs be able to identify them.



2. Respect the rules regarding hydraulics

Safety and compliance: Protect your system

- Install a drain-connected NF backflow shut-off (in accordance with Standard NF EN 14367) to ensure compliance with current safety standards.

Maintenance and durability

To maintain the quality of the water in the heating circuit, prevent the formation of sludge and corrosion, and regulate the pressure, it is important to follow the steps below:

- Install automatic bleeders at every high point in the system and manual bleeders on every radiator.
- Check the quality of the water in the circuit and, if necessary, treat it.
- Install a large enough expansion chamber.

Performance optimisation

- Install a settling tank at a low point on the heating circuit return.
- Bleed, flush, and de-sludge the circuit before commissioning.

Thermal insulation and energy savings

- Insulate pipework and fittings in accordance with local regulation. This helps to reduce heat loss and improve the energy efficiency of the system.
- Consider frost protection for winter periods when the system may be off.
- Don't forget to install a corrosion inhibitor.

Temperature control

Install thermostatic valves in the rooms where the room thermostats are located for precise temperature control.

Don't forget: For 40 kW HRC⁷⁰ heat pumps, you don't need connection lines as they have their own circulator.

Good to know



For the installation of a DHW circuit:

- Install a safety unit on the cold water inlet to the hot water tank to ensure the safety of the hot water.
- Install thermostatic mixing valves to avoid the risk of scalding.
- Connect the pressure relief valve to ensure the correct pressure level in the system.
- Fit the filter supplied to the inlet of each heat pump and clean it several times before starting up.

3. Follow electrical guidelines

- 1. Tighten the lugs:** To ensure a secure connection.
- 2. Check the current draw:** To make sure it is within specification.
- 3. Check the number and cross-section of power supply conductors.**
- 4. Check the calibration of the circuit breakers:** To protect the electrical circuit and appliances against overloads and short circuits.
- 5. Connect the cascaded heat pumps using the connection cable provided.**

4. Commissioning

- 1. Make sure the system is watertight,** all connections are tight and secured, and valves are properly opened.
- 2. Commission the pilot** by configuring the setup according to the specifications, determining the number of heat pumps and circuits required.
- 3. Bleed the circuit** to remove any unwanted air or fluid and ensure efficient operation.
- 4. Configure the control unit** taking into account the system's specific functions and requirements (desired temperature, operating times, etc.).

5. Servicing and maintenance

Carry out maintenance in accordance with the instructions in order to uphold your warranty.

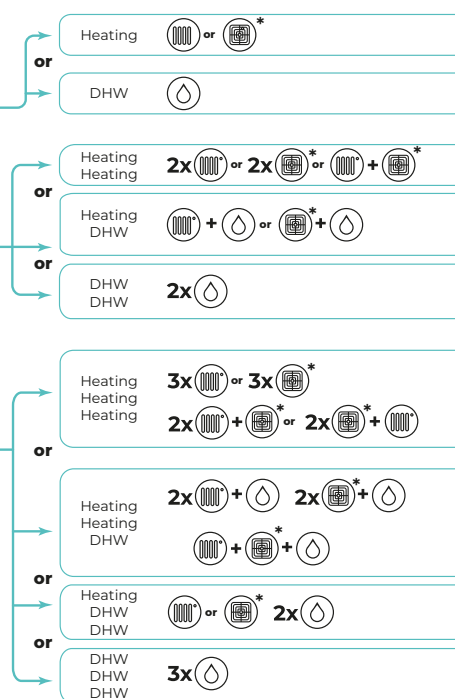
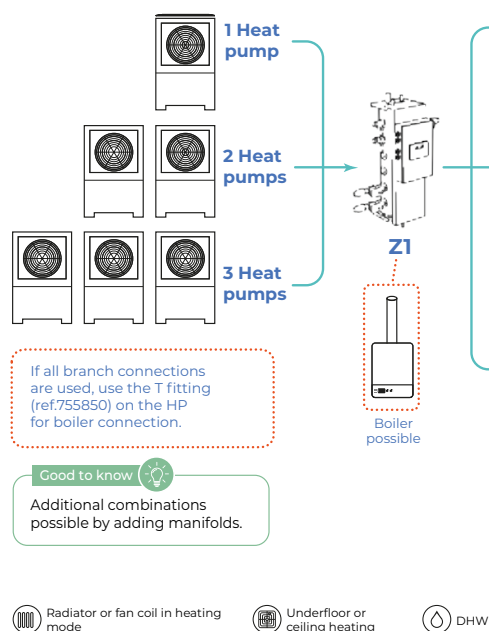
How it works



Possible combinations of the Z1 Cascade driver

HRC - Z1 Cascade

Z1 presentation



*For specific accessories, please ask your Intuis representative.

HEAT PUMP AND CONTROL UNIT ACCESSORIES

EXTERNAL UNIT



Ref. 753102
2 core armoured cable, 20 m



Ref. 754208
40 m DN30 coil hose



Ref. 751004
External defrosting cable for HRC⁷⁰.



Ref. 754103
2 core armoured cable, 50 m

INTERIOR UNIT



Ref. 710014
KD 10 - Shut-off kit



Ref. 710111
65 °C manual reset underfloor heating temperature limiter



Ref. 710018
1" F/F check valve

ADDITIONAL CIRCUITS



Ref. 754211
2nd Premium+ circuit kit by Thorix 1C



Ref. 753105
2nd circuit identical temperature kit for Premium+



Ref. 755823
Auto 25-125-130 hydraulic line



Ref. 411002
Thorix evolution 1C - 1 mixed circuit + exterior sensor (integrated underfloor flow safety aquastat)

Ref. 411003
Thorix EVOLUTION 1C - 1 direct circuit + mixed circuit + exterior sensor (integrated underfloor flow safety aquastat)

CIRCUIT CONTROL



Ref. 751009
Room sensor with display



Ref. 710029
DHW/pool/cascade sensor



Ref. 710158
3-way valve flow sensor for Z1



Ref. 770001
TH NCR/2 radio: non-chrono-proportional wireless room thermostat



Ref. 752202
Sanitary Aquastat

CONNECTIVITY



Ref. 730078
Modbus kit Heat pump



Ref. 770002
Thermo-Net Gateway

HYDRAULIC CIRCUITS



Ref. 710124
3/4" filter valve



Ref. 710125
1" filter valve



Ref. 710132
1 1/4" filter valve

Heat pump accessories

Product name	HRC	Item
External defrosting cable for HRC ⁷⁰ .	✓	751004
2 core armoured cable, 20 m long, heat pump/control unit (replaces 10 m cable supplied as standard)	✓	753102
2 core armoured cable, 50 m long, heat pump/control unit (replaces 10 m cable supplied as standard)	✓	754103
40 m DN30 coil hose	✓	754208
4 DN30 fittings	✓	754210

Control unit accessories

Product name	PREMIUM+ PREMIUM+ 2S	Z1 CONTROL UNIT	Item
Room sensor with display <i>additional 2% on ETAS</i>	✓	Circuit 1 only	751009
TH RNC/2 radio: non-chrono-proportional wireless room thermostat* <i>extra 2% on ETAS</i> (see page 22)	✓	✓	770001
DHW/pool/cascade sensor	✓	✓	710029
Sanitary Aquastat	-	✓	752202
Domestic hot water tanks	✓	✓	(See price list)
65 °C manual reset underfloor heating temperature limiter with beam	✓	✓	710111
Modbus kit - Thermodynamic water heater/Heat pump	✓	✓	730078
2 nd circuit identical temperature kit for Premium+ (included in Premium+ 2S)	✓	-	753105
"I" F/F check valve(required for domestic boiler back-up only)	✓	-	710118
Thorix EVOLUTION - 1C - 1 mixed circuit + exterior sensor - 2 nd circuit at a lower temperature	✓	-	411002
Thorix EVOLUTION - 2C - 1 direct circuit + 1 mixed circuit + exterior sensor - 2 nd circuit at a lower temperature	✓	✓	411003
KD 10 - Shut-off kit	✓	-	710014
Auto 25-125-130 hydro line	-	✓	755823
3-way valve flow sensor for Z1	-	✓	710158
Electric back-up 6 kW (230/400 V)	-	✓	754105

* Compatible with all non-chrono-proportional connectable thermostats on the market.

Hydraulic accessories

Product name	Item
3/4" filter valve	710124
1" filter valve	710125
1 1/4" filter valve	710132

HEAT PUMP AND CONTROL UNIT FEATURES

Heat pump features 17 to 25 kW



Heat pump		HRC ⁷⁰ 17 / m	HRC ⁷⁰ 17 / t	HRC ⁷⁰ 20 / t	HRC ⁷⁰ 25 / t
Energy class 35 °C/55 °C		A++/A++	A++/A++	A++/A++	A++/A+
SCOP 35 °C/55 °C		3.81/3.19	3.81/3.19	4.18/3.3	3.83/2.97
Seasonal energy efficiency 35 °C/55 °C - ETAS (η _s)	%	150%/125%	150%/125%	164%/129%	150%/116%
Maximum heat output at -7 °C/35 °C	kW	14	14	15.5	18.5
Maximum heat output at -7 °C/65 °C	kW	12	12	14.5	17.5
Nominal heat output at +7 °C/35 °C (EN14511)	kW	7.8	7.8	10.9	10.9
Performance coefficient at +7 °C/35 °C (EN14511)	-	4.79	4.79	4.6	4.6
Nominal sound pressure level (5 m, directionality 4)	dB(A)	37.3	37.3	39.2	38.8
Power level (ERP +7 °C/55 °C)	dB(A)	66	66	67	72
Outside air range	°C	-20 to +40	-20 to +40	-20 to +40	-20 to +40
Power supply	V	230	400	400	400
Protective circuit breaker	A	40 single-phase	16 four-pole	16 four-pole	20 four-pole
Circuit breaker curve	-	D	D	D	D
Maximum electrical power	kVA	7.5	7.5	9.5	11.5
Power regulation mode	-	2-compressor stepped constant output			
Power stages	-	3	3	2	3
Soft starter	-	yes	no	no	yes
Minimum cross-section of power cable	mm ²	3G 10 mm ²	5G 4 mm ²	5G 4 mm ²	5G 6 mm ²
Dimensions (H x W x D)	mm	1713 x 1035 x 561	1713 x 1035 x 561	1713 x 1035 x 561	1713 x 1035 x 561
Empty weight	kg	219	214	226	228
Nominal flow rate	L/h	2000	2000	2450	3000
Refrigerant	kg	R290/0.9	R290/0.9	R290/0.9	R290/0.9
Hydraulic connection	mm	26/34 male	26/34 male	26/34 male	26/34 male

32 and 40 kW heat pump features



Heat pump		HRC ⁷⁰ 32 / t	HRC ⁷⁰ 40 V / t
Energy class 35 °C/55 °C		A++/A+	A++/A++
SCOP 35 °C/55 °C		3.88/3.09	3.9/3.25
Seasonal energy efficiency 35 °C/55 °C - ETAS (η _s)	%	152%/121%	153%/127%
Maximum heat output at -7 °C/35 °C	kW	23	30
Maximum heat output at -7 °C/65 °C	kW	20.5	27.5
Nominal heat output at +7 °C/35 °C (EN14511)	kW	13.54	20.25
Performance coefficient at +7 °C/35 °C (EN14511)	-	4.57	4.64
Nominal sound pressure level (5 m, directionality 4)	dB(A)	41.8	38.4
Power level (ERP +7 °C/55 °C)	dB(A)	70	60.5
Outside air range	°C	-20 to +40	-20 to +40
Power supply	V	400	400
Protective circuit breaker	A	32 four-pole	32 four-pole
Circuit breaker curve	-	D	D
Maximum electrical power	kVA	14.5	17.6*
Power regulation mode	-	Two-compressor stepped constant output	
Power stages	-	3	2
Soft starter	-	yes	yes
Minimum cross-section of power cable	mm ²	5G 6 mm ²	5G 6 mm ²
Dimensions (H x W x D)	mm	1713 x 1235 x 561	1545 x 1630 x 1200
Empty weight	kg	270	425
Nominal flow rate	L/h	3750	4700
Refrigerant	kg	R290/1.4	R290/3.2
Hydraulic connection	mm	33/42 male	40/49 male

*Without ducted heat pump.

Cascade heat pump features



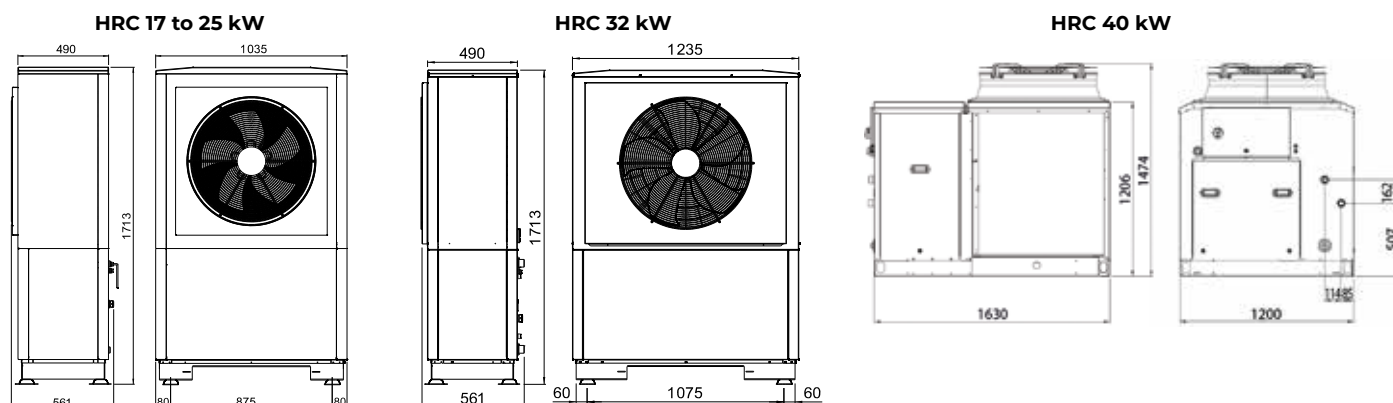
Heat pump		HRC ⁷⁰ 40 kW (2x20)	HRC ⁷⁰ 50 kW (2x25)	HRC ⁷⁰ 64 kW (2x32)	HRC ⁷⁰ 75 kW (3x25)	HRC ⁷⁰ 96 kW (3x32)
Energy class 35 °C/55 °C		A++ / A++	A++ / A+	A++ / A+	A++ / A+	A++ / A+
SCOP 35 °C/55 °C		4.18/3.3	3.83/2.97	3.88/3.09	3.83/2.97	3.88/3.09
Seasonal energy efficiency 35 °C/55 °C - ETAS (η _s)	%	164% / 129%	150% / 116%	152% / 121%	150% / 116%	152% / 121%
Maximum heat output at -7 °C/35 °C	kW	31	37	46	55.5	69
Maximum heat output at -7 °C/65 °C	kW	29	35	41	52.5	61.5
Nominal heat output at +7 °C/35 °C (EN14511)	kW	10.9	10.9	13.54	10.9	13.54
Performance coefficient at +7 °C/35 °C (EN14511)		4.6	4.6	4.57	4.6	4.57
Nominal sound pressure level (5 m, directionality 4)	dB(A)	39.2	38.8	41.8	38.8	41.8
Power level (ERP +7 °C/55 °C)	dB(A)	67	72	70	72	70
Outside air range	°C	-20 à +40	-20 à +40	-20 à +40	-20 à +40	-20 à +40
Power supply	V	400	400	400	400	400
Protective circuit breaker	A	16 tri / D	20 tri / D	32 tri / D	20 tri / D	32 tri / D
Maximum electrical power	kVA	19	23	29	34.5	43.5
Power regulation mode		2-compressor stepped constant output				
Power stages		4	6	6	9	9
Soft starter		No	Yes	Yes	Yes	Yes
Minimum cross-section of power cable	mm ²	5G 4 mm ²	5G 6 mm ²	5G 6 mm ²	5G 6 mm ²	5G 6 mm ²
Dimensions (H x W x D)	mm	1713 x 1035 x 561	1713 x 1035 x 561	1713 x 1235 x 561	1713 x 1035 x 561	1713 x 1235 x 561
Empty weight	kg	226	228	270	228	270
Nominal flow rate	l/h	2450	3000	3750	3000	3750
Refrigerant	kg	R290 / 0.9	R290 / 0.9	R290 / 1.4	R290 / 0.9	R290 / 1.4
Hydraulic connection	mm	26/34 male	26/34 male	33/42 male	26/34 male	33/42 male

Control unit features



Control unit		PREMIUM+	Z1
Minimum cross-section of power cable	mm ²	5G 2.5 (three-phase)/3G 6 (single-phase)	3G 2.5 (single-phase)
Power protection circuit breaker	A	16 (four-pole)/32 (single-phase)	10 (single-phase)
Circuit breaker curve	-	C	C
Power supply	V	400 V (three-phase) as standard, adaptable 230 (single-phase)	230 (single-phase)
Multi-purpose cylinder	L	38 (integrated in the control unit)	78
Unit dimensions (H x W x D)/Unit empty weight	mm/kg	789 x 590 x 420 / 47	1512 x 410 x 566 / 50
Hydraulic connections	mm	26/34 male	40/49 male
Boiler connection	-	✓	✓
Electric back-up (standard)	kW	0/2/4/6 kW (single-phase or three-phase)	0/2/4/6 kW (single-phase or three-phase)
Circuit separation	-	✓	✓

Heat pump dimensions



SMART PRODUCTS/THERMOSTATS DETACHED HOUSE

Radio-controlled room temperature

TH RNC: Non-chrono-proportional thermostat:

- Regulates the temperature of a heated area, remotely in the room.
- Radio communication with a receiver, wireless installation.
- Programmable hourly and weekly temperature settings.

Thermo-Net Gateway:

- Communication gateway for remote temperature control via a Wi-Fi router.
- Manage your smart home equipment with your smartphone, tablet, or by voice control.
- X3D and ZigBee 3.0 communication protocol for multiple compatibility.
- Download the free Tydom app.
- Also allows you to manage other applications in the home (lights, locks, smart plugs, etc.).



Ref. 770001

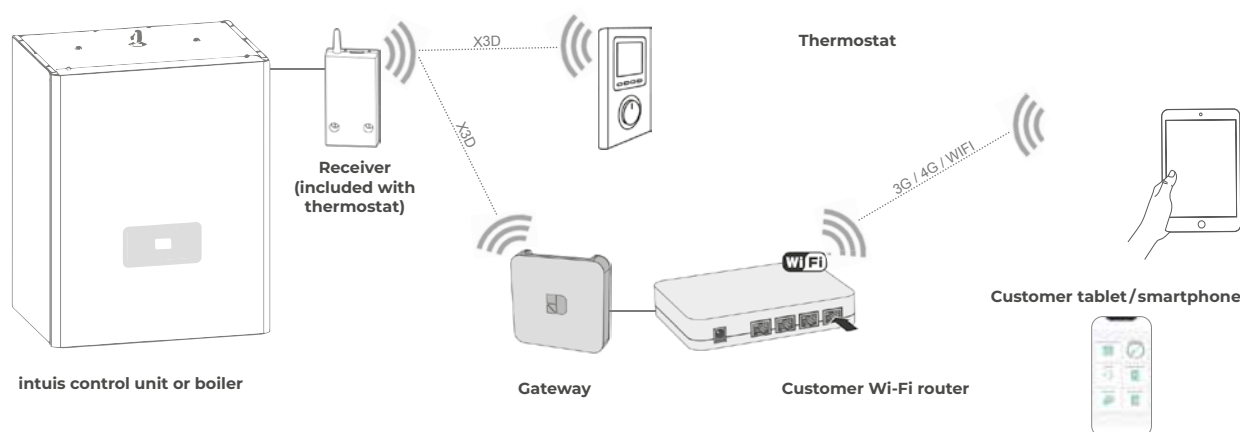
Thermostat (comes with receiver)



Ref. 770002

Gateway

Schematic diagram



Thermostat accessories

Product name	Ref.
TH RNC/2 radio - Wireless non-chrono-proportional room thermostat & receiver (1 per circuit)	770001
Thermo-Net - Communication gateway (only compatible with item number 770001)	770002

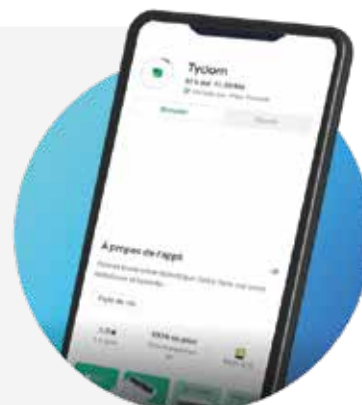
**download
the Tydom app
for free**

Available on Google Play
and the App Store



System setup:

- Professional installation
- End-user activation



OUR BUSINESS SERVICES



Export

For all requests outside mainland France, please **contact the export sales department at the following address:**

export@groupe-intuis.fr



AFTER-SALES SERVICE

For all your requests for information or technical assistance, a team of specially trained professionals based at our Feuquières-en-Vimeu (Fr) site is available to assist you by telephone and answer any questions you may have during your operations.

**Contact them on
+33 (0)9 78 45 10 25**



Warranty

CASE 1

CASE 2

Person responsible for sending supporting documents

Documents to be sent	Fitter	Fitter
Warranty certificate	x	x
Commissioning form		x
Installation photos		x
Operating installation USB file ⁽¹⁾		x
Parts concerned	Warranty period	
DHW tank ⁽²⁾	3 years	3 years
Compressor	2 years	5 years
Electrical & regulation devices	2 years	2 years
Cast iron hydraulic module	20 years	

The warranty only applies only if the terms and conditions stipulated in instructions were respected

(1) Optional (2) When combined with DST70D pilot.



MORE COMFORT, LESS ENERGY.

Headquarters

28 rue de Verdun
92150 Suresnes

Factory adress

27 rue de la République
80210 Feuquières-en-Vimeu

Export

export@groupe-intuis.fr